

Bridge Creations



The Bridge to a Beautiful Landscape

*... add traditional, rustic charm
to your outdoor surroundings.*

16' Vinyl Victorian Bridge




18' Vinyl Madison Bridge with White Railing



12' Wood Narrow Japanese Bridge with Sealer




20' Wood Victorian Bridge with Sealer



33' Vinyl Victorian Bridge with Laminated Beams



14' Vinyl Madison Bridge
with White Railing



Shown wider
than standard width.

14' Victorian Bridge with Sealer



14' Wood Victorian Bridge



16' Wood Japanese Bridge, Painted White



8' Wood Victorian Bridge

6' Wood Rope Bridge with Sealer



10' Wood Japanese Bridge with Sealer



16' Vinyl Madison Bridge with Clay Railing



18' Vinyl Bridge without Railing



12' Wood Colonial Bridge with Sealer



22' Wood Colonial Bridge Painted White with Laminated Beams



14' Wood Victorian Bridge with Sealer



20' Vinyl Victorian Bridge



4' Vinyl Madison Bridge with White Railing



6' Vinyl Victorian Bridge with Tan Railing



22' Vinyl Victorian Bridge with White Railing and Laminated Beams

Custom . . .



Flower Bed Bridge



20' Oak Bridge with Mahogany Spindles



8' Wood Bridge with Arched Railing



12' Pine Colonial Bridge with Stain



10' Vinyl Stairway Bridge



4' Wood Bridge



Custom Design Wood Bridge

Authorized Dealer:




14' Vinyl Madison Bridge with White Railing

Specifications . . .



Vinyl Madison Spindles



Wood Victorian Spindles



Vinyl Victorian Spindles



Wood Colonial Spindles



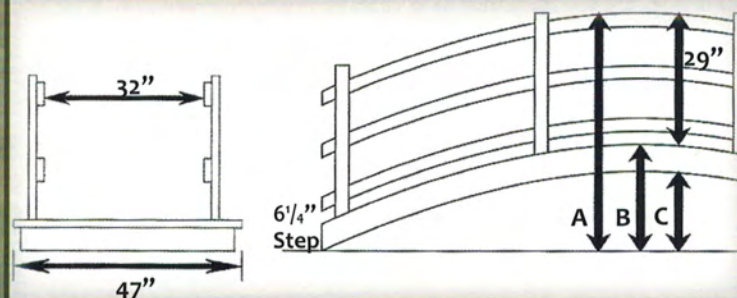
Rail



We offer our bridges stained with wood sealer to help prevent the effects of aging and splitting. Our weather resistant sealer gives the wood a golden honey appearance. We also offer painted bridges.

- Bridges feature smooth, sanded finish for weather resistance and durability.
- Bridges available with sealer or painted.
- Hand-crafted with selected cuts of #1 pressure-treated southern yellow pine.
- Harmless to pets and plants.
- Double kiln dried.
- Three styles of railing available for bridges.
- Japanese railing is 10" high.
- Standard bridge width is 32" inside and 47" outside.
- Wider-than-standard bridges available in 1' increments.
- Laminated beam style is for bridges over 20'.
- Approximately 10% incline on bridge floor.
- Weight limit on regular and wide bridges is 1,000 lbs.
- Weight limit on narrow bridges is 500 lbs.
- Weight limit on bridge should not exceed 25 lb. per square foot.
- Custom bridges available built to your specifications.
- Bridge designs are subject to change without notice.

These sizes are standard. Custom sizes available.



Bridge Length (Feet)	(A) Total Height of Bridge to top of Post (Inches)	(B) Clearance at Arch to top of Flooring (Inches)	(C) Clearance at Arch to Bottom of Flooring (Inches)
4	42	9	2
6	46	11	4
8	51	17	8.5
10	52	18	10
12	54	20	12
14	54	22	14
16	56	24	16
18	65	28.5	18
20	67	30	20